

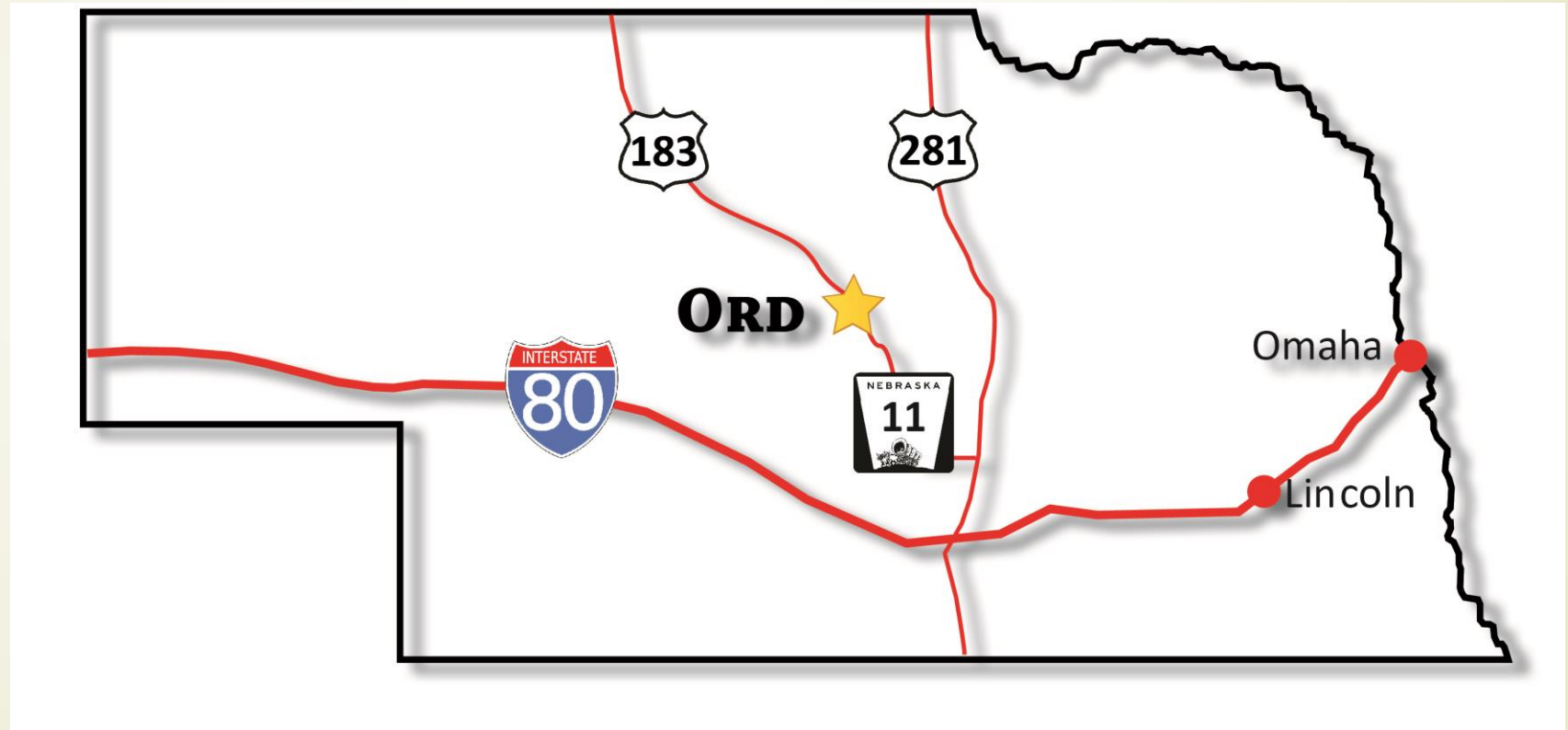
# **Small Places – Big Successes: Rural Towns Revitalizing Themselves**



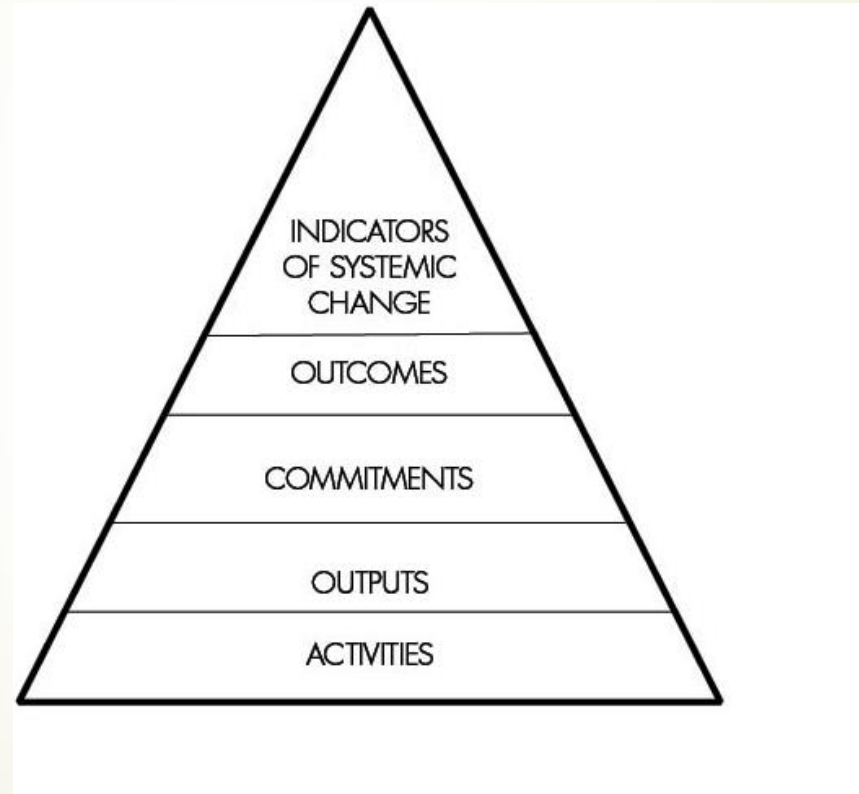
Milan Wall, Co-Director

Heartland Center for Leadership Development

# Valley County, Nebraska



# Hierarchy of Community Impacts



# Population

Year	Population
1970	5,739
1980	5,633
1990	5,169
2000	4,647
2010	4,260

But...ESRI estimates that Ord will experience modest population growth

Between 2000-2010 30-34 years old saw net growth of 54%

School enrollment is up 25% and average class size is up 36%

# Employment

Year	Employment
1970	2,598
2000	2,710
2016	3,100

2010-2016 increase in employment 0.90%



# Personal Income

Year	Amount
1970	\$120,881
2000	\$146,151
2016	\$183,750

2010-2016 change 1.61%



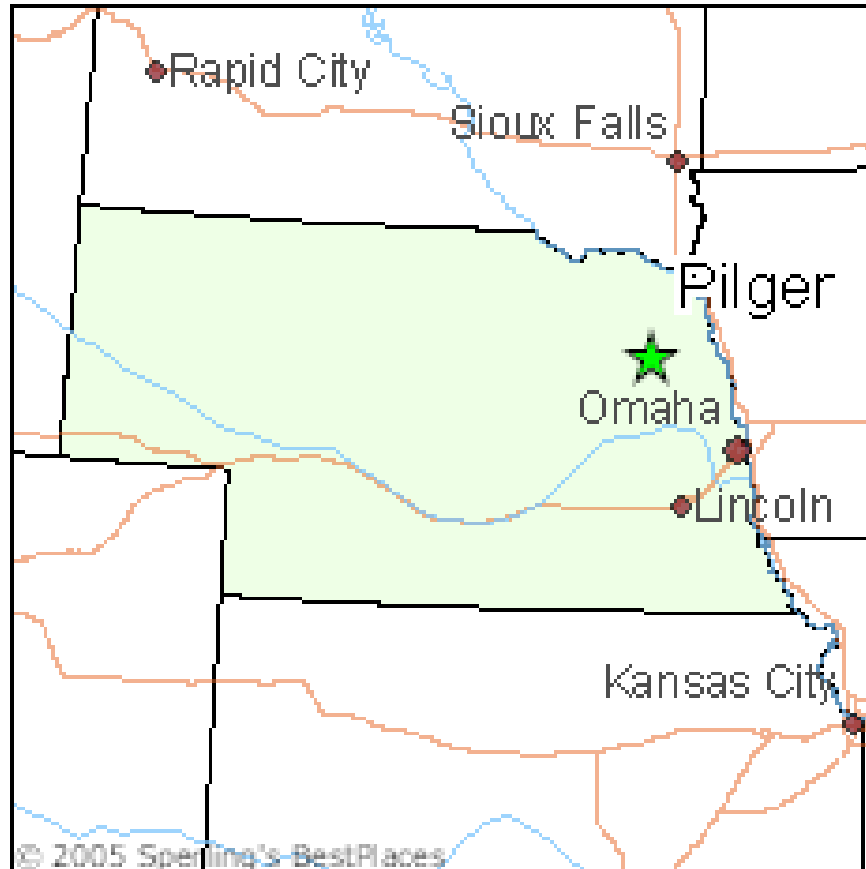


# Key Indicators of Transformative Change

- ▶ **Income Taxes 2000-2016**
  - ▶ **Federal Adjusted Gross Income 20%**
  - ▶ **State Adjusted Gross Income 56%**
  
- ▶ **Property Tax Valuations 2000-2018**
  - ▶ **Ord 131%**
  - ▶ **Valley County 280%**

# Pilger, Nebraska

## Nebraska







# Rural Futures Institute Video

<https://www.youtube.com/watch?v=8ryTGpsZ8Nk>

